



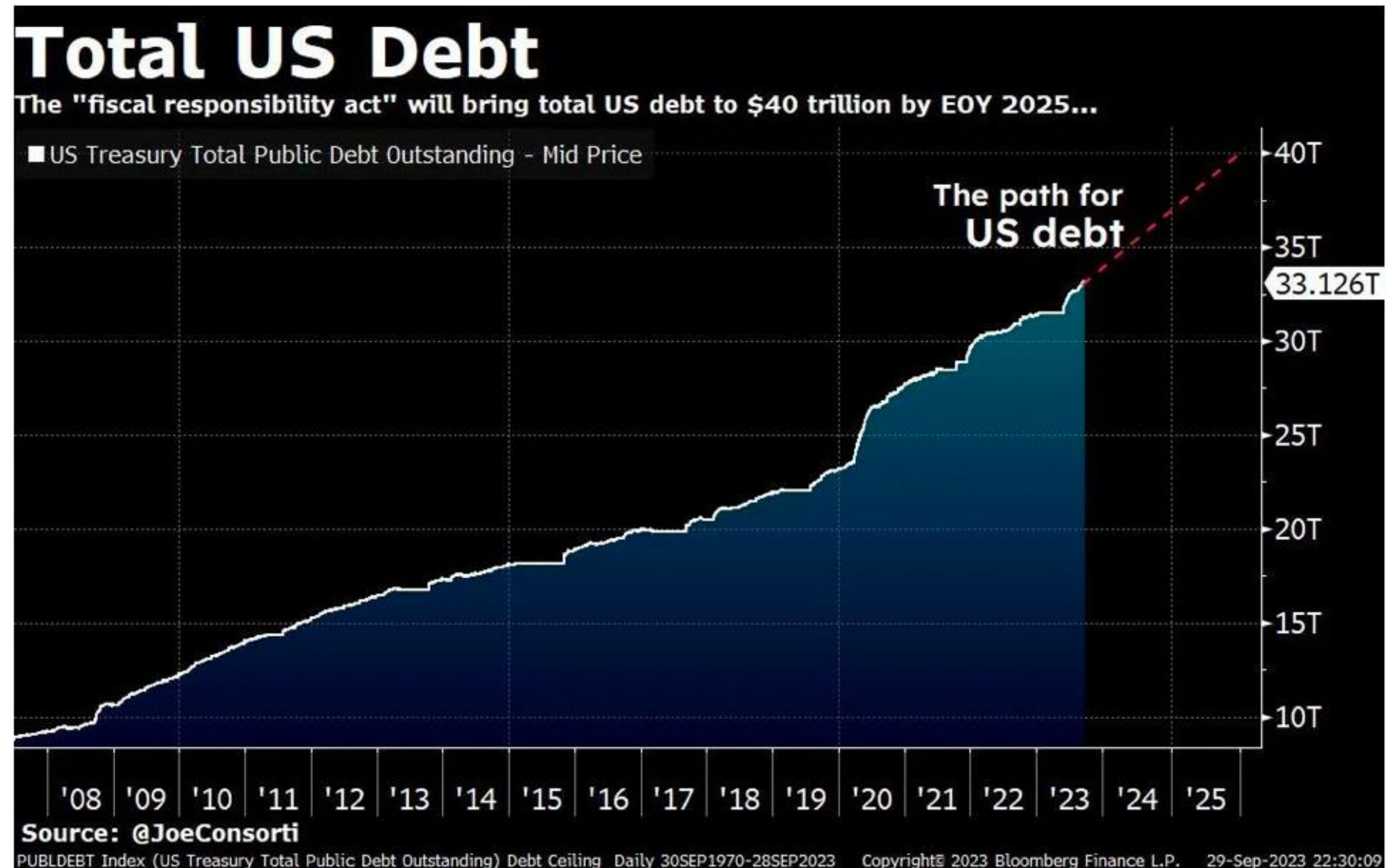
Oct, 28th 2023

Brave New World

What has the US got to show for \$30T spent since 2000?

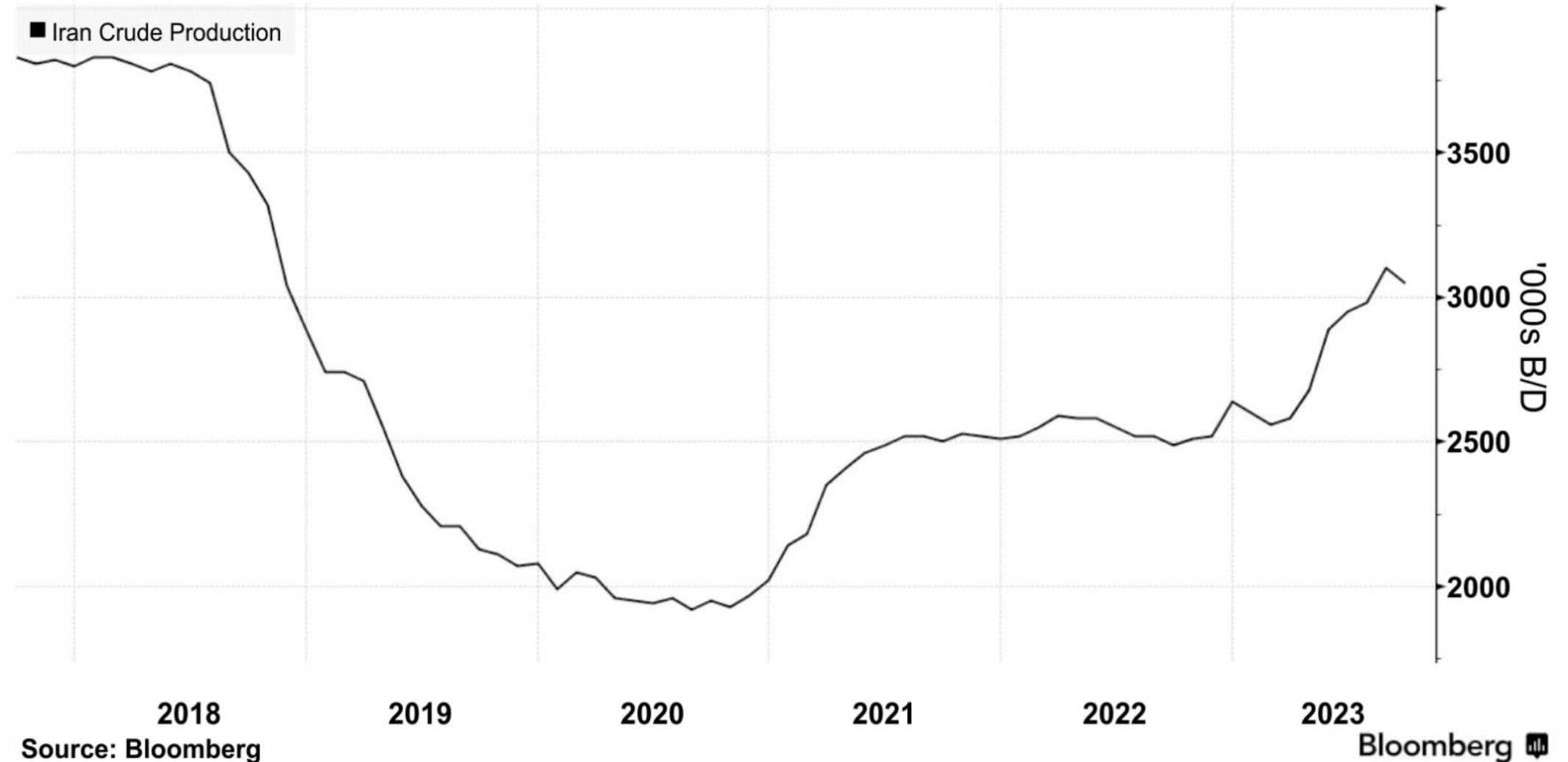
When you pile on the debt it's got to be for productive stuff which generates income in the future.

If you are just running up the credit card debt to fund your current spending, that's problematic.



The Iranian risk is two-fold

Production Recovering
Iran's oil output and exports have been rising



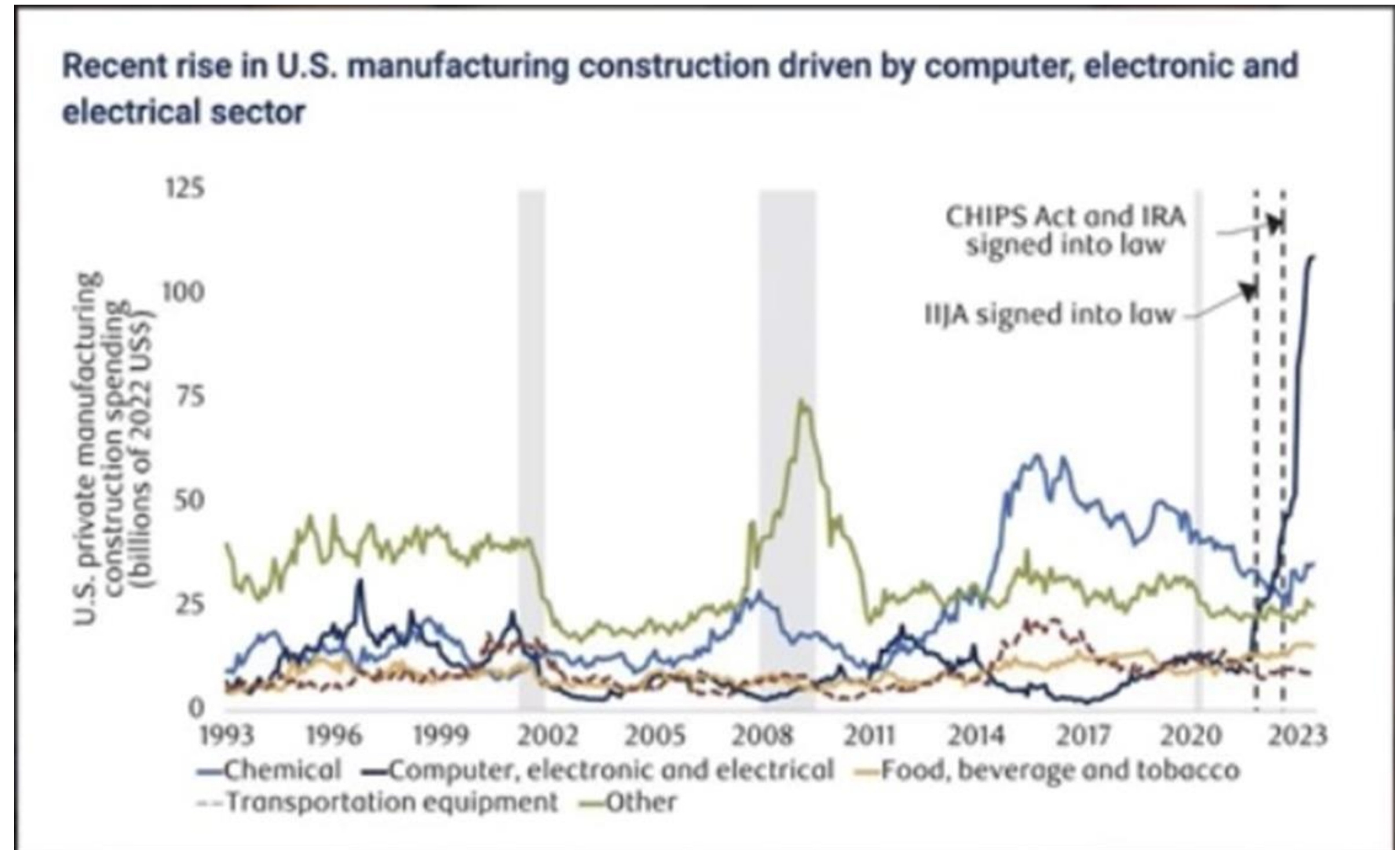
Source: Bloomberg

The U.S. could enforce sanctions more tightly.
The Iranians could institute a blockade of the Strait of Hormuz, though which one-fifth of the world's crude oil passes - a longstanding fear among the Western countries.

Computer, electronic, and electrical manufacturing booming in US

Since the signing of the CHIPS Act, Inflation Reduction Act (IRA), and the Infrastructure Investment and Jobs Act (IIJA), the US has witnessed a spike in construction for computer, electronic, and electrical manufacturing facilities.

We believe electrification will be the biggest macro theme of this decade.



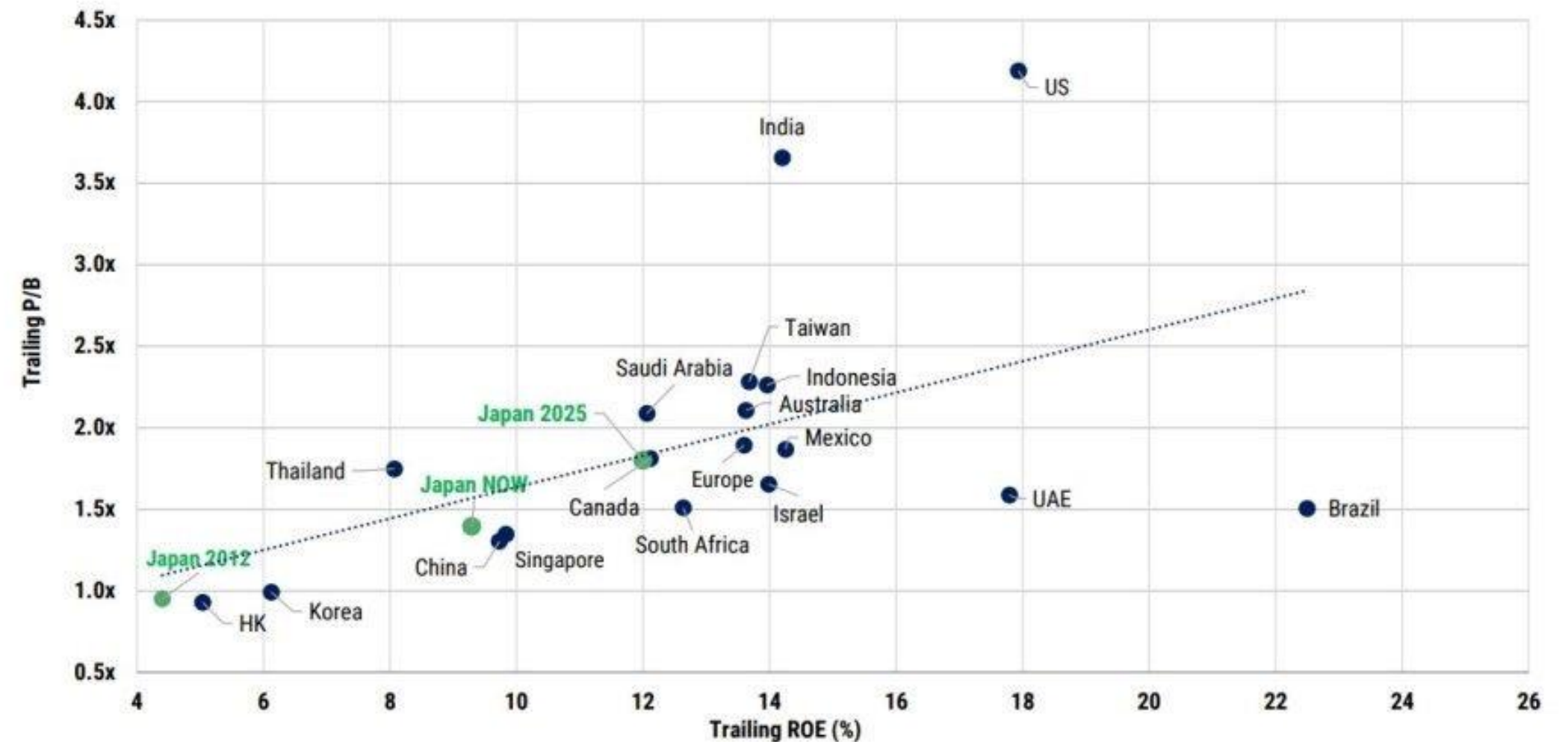
Source : Seth Golden (FINOM Group)

Japan continues to be our favorite market

We continue to be positive about Japan and believe that it is in a structural bull market

Morgan Stanley

P/B vs. ROE for Global Equities - We expect Japan equities to continue the ROE journey to 12% in 2025 with 1.8x P/B multiple achievable



Source: Factset, MSCI, RIMES, Morgan Stanley Research. Note: Price Index to compute P/B as of Oct 11, 2023. Other data as of end Sep, 2023. Numbers are based on MSCI indices for each economy. 2025 here refers to calendar year ending 2025.

Chances of Hyperinflation in the US

- *“Did you know that the Fed began running a quasi-fiscal deficit in Sept-2022 for the first time in its 107-history (as the Fed’s interest payments on its liabilities exceeded its interest income)?”*
- *“Did you know the last American Central Bank to run a quasi-fiscal deficit was the Confederate Central Bank after the Civil War, and they suffered hyperinflation?” (Source: Geoffrey Fouvry, @GraphFinancials on X)*
- *“Did you know that Central Bank quasi-fiscal deficits preceded multiple Latin American inflations of the 1980s and 1990s?”*

Our base-case is US witnessing a prolonged period of high-inflation

FOLLOW US:

You can also subscribe to our **WEEKLY UPDATES**
[Insights – PINETREE MACRO](#)

Website: [PINETREE MACRO – Offshore Investments](#)

I can be reached at:

Ritesh Jain

Twitter: [@riteshmjn](#)

LinkedIn: [The Power of Visual Charts](#)

Disclaimer



Pine Tree Macro Pvt Ltd ("Pine Tree"): This information provided is for the exclusive and confidential use of the addressee only. Any distribution, use or reproduction of this information without the prior written permission of Pine Tree is strictly prohibited. The information and any material provided in this document or in any communication containing a link to Pine Tree's website is not intended for distribution to, or use by, any person or entity in any jurisdiction or country where such distribution or use would be contrary to law or regulation or which would subject Pine Tree to any registration requirement within such jurisdiction or country. Neither the information, nor any material or opinion contained in this document constitutes a solicitation or offer by Pine Tree or its, directors and employees to buy or sell any securities, futures, options or other financial instruments or provide any investment advice or service. We do not represent that the information and any material provided on this website is accurate or complete. Pine Tree makes every effort to use reliable, comprehensive information; but makes no representations or warranties, express or implied or assumes any liability for the accuracy, completeness, or usefulness of any information contained in this document. All investments are subject to market risks. In no event will Pine Tree or its directors and employees be liable for any damages including without limitation direct or indirect, special, incidental, or consequential damages, losses or expenses arising out of and in connection with this website, or in connection with any failure of performance, error, omission, interruption, defect, delay in operation or transmission, computer virus or system failure.

Anantam International SPC Fund ("Fund") & Aparna Investment Management ("Manager") : This report does not constitute an offer to sell, nor a solicitation of an offer to buy, interests in Anantam International SPC Fund and is not intended to create any rights or obligations

Aparna Investment Management shall not accept any liability if this report is used for an alternative purpose from which it is intended, nor to any third party in respect of this report. While all reasonable care has been taken in preparing this report, no responsibility and liability is acceptable for errors of fact or for any opinion expressed herein

The Anantam International SPC Fund and/or any of its officers, directors, personnel and employees shall not be held liable and responsible for any loss, damage of any nature, including but not limited to direct, indirect, incidental, punitive, special, exemplary, consequential, as also any loss of profit, revenue in any way arising from or in connection with the use of this statement in any manner whatsoever.

Past performance is not indicative of future results. The Anantam International SPC Fund does not provide any assurances as to the reliability of such information and you should not rely on this information when making an investment decision.

Opinions, projections and estimates contained in this report are subject to change without prior notice.